



symmetry

elevating solutions



Shaftless Elevators



symmetry

eLEVATING SOLUTIONS

The Most Customizable Shaftless Elevator On The Market

Whether you are looking at new construction or retrofitting an existing home, you are looking for craftsmanship and long-term quality. Symmetry provides both.

Symmetry Shaftless Elevator Advantages:

- ◆ Battery Power for Use During Power Outages
- ◆ Compact, Space-Saving Design
- ◆ Custom Options Available
- ◆ Integrated Sliding Door
- ◆ Minimal Home Alterations
- ◆ Uses a Standard 120 VAC Outlet
- ◆ No Pit or Machine Room Required

Made in the U.S.A.





Shaftless Elevator

Standard Features



Shown with standard integral handrail, flip down seat in up position, 2 LED lights with Black trim rings, and integrated sliding door in closed position

Car Finish



Grey



Architectural White

Vision Panel



Clear

Accent Panel



Black

Carpet Options



Grey



Tan

Fixtures



Brushed Stainless Steel

Safety



Slimline Phone and Flip Down Seat


Lights




Black

Shaftless Elevator

Minimal Home Alterations



- ◆ For New or Existing Construction
- ◆ No Pit or Machine Room Required
- ◆ Clear View from Three Sides
- ◆ Reaches Up to 14' Between Landings
- ◆ 3-Year Warranty




Shaftless Elevator

Car/Car Door Options



Shaftless Elevator in standard Architectural White

Finish Options




Black



Ivory

Vision Panel Options



Bronze




Grey

Fixture Options




COP and Hall Call in standard Brushed Stainless Steel



Vintage Bronze



Black



Brushed Brass

Accent Panel Options



Accent Panel in standard Black [located above flip down seat]



Ivory



Grey



Brushed Stainless Steel

Shaftless Elevator

Lighting Options



Four Lights



Black Standard



White



Chrome

Optional Handrail




Metal handrail in Brushed Stainless Steel



Wood handrail in Red Oak



Brushed Stainless Steel



Vintage Bronze



Black



Birch Unfinished



Maple Unfinished



Red Oak Unfinished


Optional Upper Landing Gate



36" Tall Upper Landing Gate in Black



Ivory



Black



Grey



Architectural White

To see more custom elevator options please reach out to your local Symmetry representative

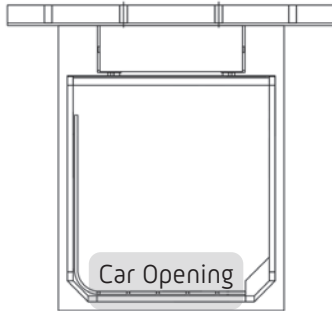
Colors illustrated may vary due to print or digital technology



symmetry

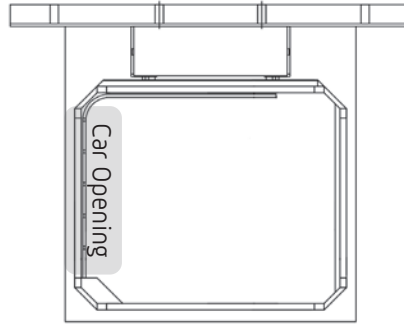
ELEVATING SOLUTIONS

Single Front Opening



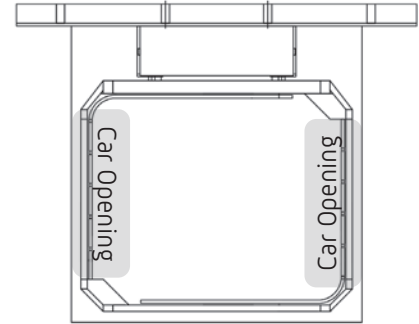
33"W x 35"D x 76"H
33"W x 26"D x 76"H

Single Side Opening



33"W x 39"D x 76"H
Left (shown) or Right

Opposite Opening



33"W x 39"D x 76"H

Standard Features

- Rated Capacity: 400 lbs.
- Speed: 14 fpm
- Stops: 2
- Opening: Single Front
- Drive System: Winding Drum
- Power: Battery system charged by standard 120 VAC electrical circuit
- Battery power allows travel during power outages
- Travel: Up to 10' (minimum 84")
- Car Size: 33"W x 35"D x 76"H
- Slimline phone
- Flip down seat
- Overhead: 92½" minimum
- Lighting: (2) low voltage Warm White with Black trim rings
- Finish: Grey or Architectural White powder-coat
- Vision Panels: Clear polycarbonate
- Entry: Integrated sliding door
- Floor cutout liner kit
- Integral handrail
- Carpet: Grey or Tan
- Warranty: 3-year (2-year on batteries)

Safety Features

- Pressure sensitive safety system
- Car door locking device
- Emergency stop switch and alarm

Controls

- Operation: Constant pressure
- Car Operating Panel (COP): Up/down buttons, emergency stop, alarm, and light switch
- Landing Controls: Flush mounted with up/down buttons
- Communication: Telephone located in the car (must be wired to home phone line)

Optional Features

- Front opening car size
 - 33"W x 26"D x 76"H
- Single side or opposite opening
 - 33"W x 39"D x 76"H
- Travel: 14' maximum
- Upper landing gate
- Custom colors available
- Remote control fob
- Lighting: (4) low voltage Warm White
- Lighting: Chrome or White trim rings
- Keyswitch on COP and/or Hall Calls
- Vision Panels: Bronze or Grey
- Metal or wood handrail
- Minimal anchoring package, anchors to floor, upper floor joists and ceiling (semi free standing)